

Progress check

# Year 3

## Mathematics

### Paper 1: arithmetic

First name						
Middle name						
Last name						
Date of birth	Day		Month		Year	
Teacher						

Published Summer 2016

These assessments have been designed by the White Rose Maths Hub.  
For more information, please visit [www.whiterosemathshub.co.uk](http://www.whiterosemathshub.co.uk)

**[BLANK PAGE]**

Please do not write on this page.

# Instructions

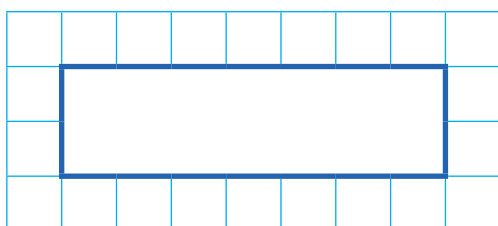
You **may not** use a calculator to answer any questions in this test.

## Questions and answers

You have **20 minutes** to complete this test.

Work as quickly and as carefully as you can.

Put your answer in the box for each question.

A grid consisting of 10 columns and 5 rows of small squares. A larger rectangle is drawn inside the grid, spanning 6 columns and 2 rows. This rectangle is intended for the student to write their answer to a question.

If you cannot do one of the questions, **go on to the next one**.

You can come back to it later, if you have time.

If you finish before the end, **go back and check your work**.

## Marks

The number under each box at the side of the page tells you the maximum number of marks for each question.

1

$11 + 5 =$

1 mark

2

$23 - \boxed{\phantom{00}} = 10$

1 mark

3

$$8 \times 2 =$$

A large grid of 20 columns and 10 rows, intended for students to write their answer to the multiplication problem. A rectangular box is drawn on the grid, spanning 10 columns and 2 rows, positioned in the lower right area of the grid.

1 mark

4

$$4 + 4 + 40 =$$

A large grid of 20 columns and 10 rows, intended for students to write their answer to the addition problem. A rectangular box is drawn on the grid, spanning 10 columns and 2 rows, positioned in the lower right area of the grid.

1 mark

5

$$850 - 100 - 10 =$$

A large grid of 20 columns and 10 rows for working out the calculation. A rectangular box is drawn in the bottom right corner of the grid, spanning 10 columns and 2 rows, intended for the final answer.

1 mark

6

$$46 \text{ ml} + 13 \text{ ml} =$$

A large grid of 20 columns and 10 rows for working out the calculation. A rectangular box is drawn in the bottom right corner of the grid, spanning 10 columns and 2 rows, intended for the final answer. The text 'ml' is written inside the bottom right corner of this box.

1 mark

7

$$379 \text{ g} - 54 \text{ g} =$$

A large grid for working out the subtraction problem. The grid is 20 columns wide and 15 rows high. A blue box is drawn at the bottom right of the grid, containing the letter 'g'.

1 mark

8

$$\frac{7}{10} - \frac{\square}{10} = \frac{4}{10}$$

A large grid for working out the fraction problem. The grid is 20 columns wide and 15 rows high. A blue box is drawn above the fraction  $\frac{\square}{10}$  in the equation above.

1 mark

9

$$\frac{3}{\square} = \frac{6}{10}$$

1 mark

10

$$\frac{8}{\square} - \frac{3}{8} = \frac{5}{8}$$

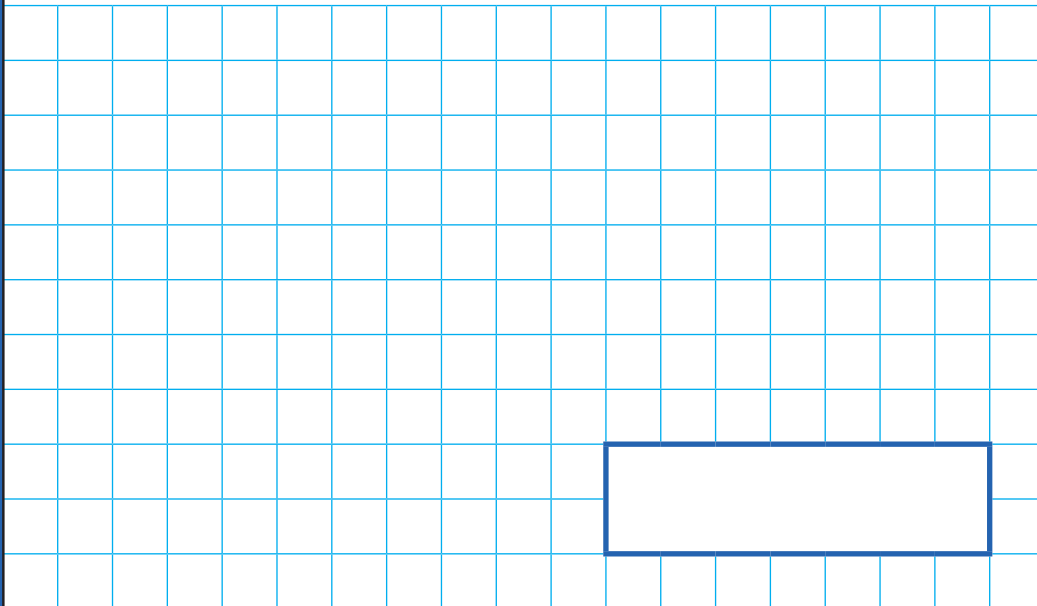
1 mark





13

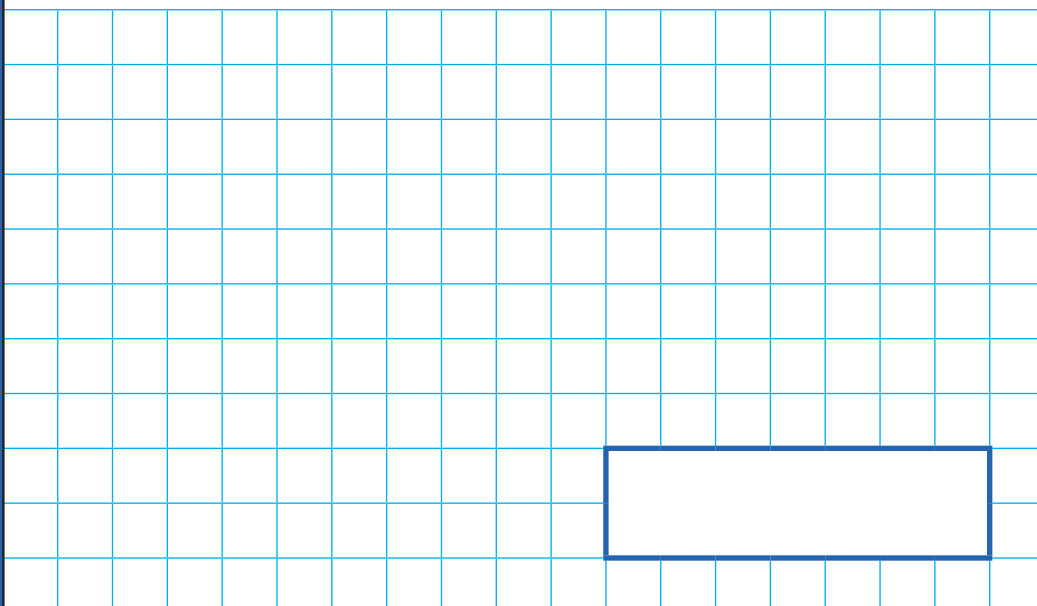
$$463 + 294 =$$



1 mark

14

$$26 \times 4 =$$



1 mark

15

$$501 - 399 =$$

1 mark

16

$$72 \div 8 =$$

1 mark

17

$$\frac{1}{5} \text{ of } 35 =$$

1 mark

18

$$350 - \boxed{\phantom{000}} - 45 = 185$$

1 mark

19

$$1 - \frac{4}{5} =$$

1 mark

20

$$1 \text{ kg} - 560 \text{ g} =$$

1 mark

**[BLANK PAGE]**

Please do not write on this page.

**[BLANK PAGE]**

Please do not write on this page.

**[BLANK PAGE]**

Please do not write on this page.