

This is the ASP default view

Hoo St Werburgh Primary School and Marlborough Centre (URN: 143262)

Key stage 2


This is revised data for 2017/18.

Progress in reading, writing and maths

Reading

Number of pupils = 70

Pupils with adjusted scores = 1




Confidence interval
-1.7 to 1.1

Writing

Number of pupils = 70

Pupils with adjusted scores = 2




Confidence interval
-0.6 to 2.0

Maths

Number of pupils = 70

Pupils with adjusted scores = 1

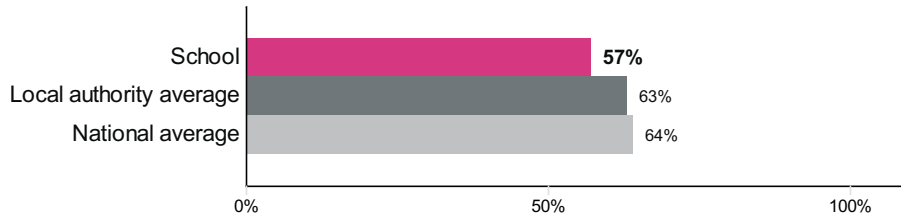


Confidence interval
-2.0 to 0.6

Reading, writing and maths combined

Percentage of pupils achieving the expected standard or higher

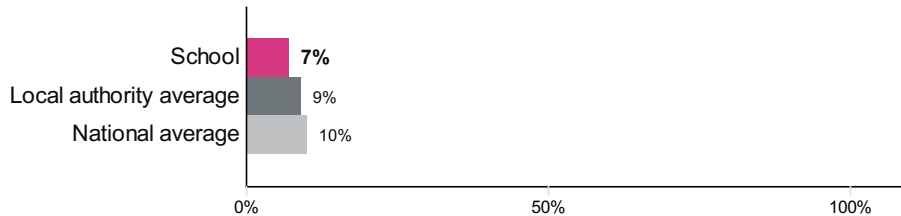
Number of pupils = 72



Percentage achieving the expected standard or higher

Percentage of pupils achieving the higher standard

Number of pupils = 72

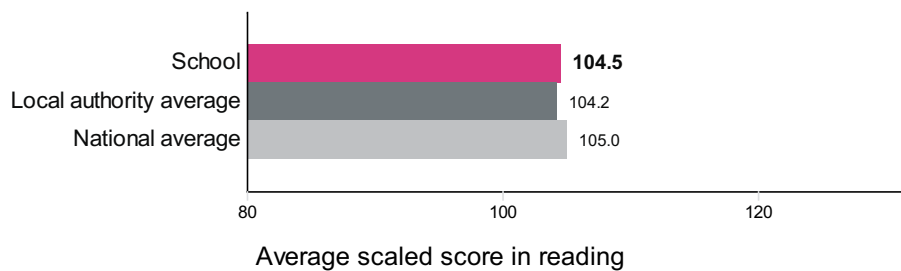


Percentage achieving the higher standard

Average scaled score in:

Reading

Number of pupils = 72



Maths

Number of pupils = 72

