







THE NURTURE AND LIFE SKILLS CLASSROOM

<p>Physical Activity Create your own obstacle course outdoors using things you can find in your garden. Send us your pictures: hswhomelearning@r-i-t.org</p> 	<p>Literacy The Three Little Pigs: Read Aloud Children's Book By Mrs Fishlock https://youtu.be/1FXJqewxBgY</p> <ul style="list-style-type: none"> You could rewrite the story creating a happy ending you could create a story map You could describe the characters 	<p>Maths Go on an angle hunt outside in the garden.</p> <p>Listen to the song: https://youtu.be/NVuMULQjb3o</p> <p>Play some games: http://www.primaryhomeworkhelp.co.uk/maths/shapes/angles.html</p> <p>Resources: https://www.twinkl.co.uk/resource/t2-m-1384-new-right-angles-shape-sorting-activity</p>	<p>Helping in the home Organize Your Toys</p>  <p>Sort through your toys and set aside ones you do not need or want anymore. Store them somewhere safe until you can donate (after lockdown) them to either our school nursery, hospitals, charity shops etc.</p>
<p>Science/Nature Look at different life cycles. Create a butterfly, frog, or a chicken's life cycle https://www.youtube.com/results?search_query=life+cycles+of+animals</p> 	<p>Healthy Mind Take part in some mindfulness colouring: https://www.twinkl.co.uk/resource/t-l-5028-new-mindfulness-quotes-colouring-sheets</p>	<p>Fizzy Exercises to improve motor skills Can you follow these instructions?</p> <ol style="list-style-type: none"> 1. Draw a big circle at the bottom of the paper 2. Draw a smaller circle on top of the big circle 3. Draw an orange triangle in the middle of the small circle 4. Draw two black dots next to each other above the triangle 5. Draw two black dots one on top of the other in the middle of the big circle 	<p>Art Try some paper towel water art</p>  <p>https://youtu.be/KX19xFfaRo8 Send us your pictures: hswhomelearning@r-i-t.org</p>



THE NURTURE AND LIFE SKILLS CLASSROOM

--	--	--	--